


BCV SERIES**CO₂ CHECK VALVE**

BCV series of check valves are designed for installation in transcritical CO₂ refrigeration system and HPWH systems. They are used to ensure correct flow direction of refrigerant so as to prevent backflow.

**FEATURES**

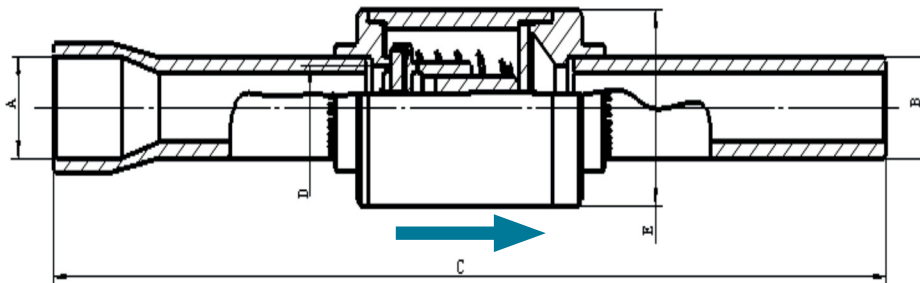
- THIS VALVE PERMITS UNI-DIRECTIONAL FLOW ONLY.
- STAINLESS STEEL VALVE BODY FOR HIGHER STRENGTH, WHICH CAN WITHSTAND PRESSURE OF MAX. 140BAR MOP.
- FURNACE WELDING AND LASER WELDING FOR EXCELLENT WELDING QUALITY, WHICH ENSURES IDEAL AIR TIGHTNESS IN HIGH PRESSURE SYSTEM.
- COPPER CONNECTION TUBE OR BI-METAL CONNECTION TUBE WITH INNER EXTENDED COPPER TUBE FOR EASY SOLDER.

GENERAL SPECIFICATION

- Applicable for R744 (CO₂)
 - Medium temperature TS min./max.: -50°C /140°C
 - Max. operating pressure PS: 140bar¹⁾
- Note:** BCV08-005 is a special check valve model developed for sub-critical application (PS=90bar) with soft sealing technology to minimize the internal leakage rate
- Installation position:
 - Flow direction corresponds to the arrow
 - Declaration according to CE/PED

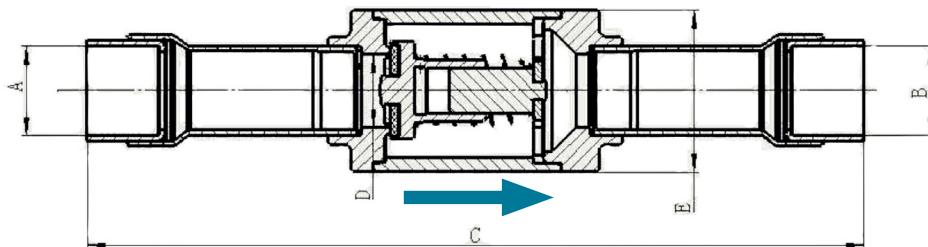


GENERAL CHARACTERISTICS



Model	Part number	Connection Tube Material	Type	Connection		Kv	Min.OPD	Dimension		
				ØA ODF	ØB ODM			D	C	E
				[inch]	[inch]	[m ³ /h]	[kPa]	[mm]	[mm]	[mm]
BCV08-005*	10160059702	Copper	Straight-way	3/8	3/8	0.9	40	8	110.6	18.5
BCV08-001	10160046702	Copper	Straight-way	3/8	3/8	0.9	40	8	110.6	18.5

*Note: please note the general specification about the difference of this model.



Model	Part number	Connection Tube Material	Type	Connection		Kv	Min.OPD	Dimension		
				ØA ODF	ØB ODF			D	C	E
				[inch]	[inch]	[m ³ /h]	[kPa]	[mm]	[mm]	[mm]
BCV13-002	10160058802	Copper+ Stainless Steel	Straight-way	1/2	1/2	2.9	5	13	127.6	29
BCV13-001	10160058902	Copper+ Stainless Steel	Straight-way	5/8	5/8	3.3	5	13	140	29
BCV17-001	10160060802	Copper+ Stainless Steel	Straight-way	7/8	7/8	5.1	5	17	178.4	34