

## DTG SERIES | *Unidirectional Filter Driers*



The series DTG unidirectional filter-driers are used to protect air conditioning and refrigeration systems from moisture and contamination.

### FEATURES

- HIGHLY EFFICIENT IN MOISTURE AND CONTAMINATION REMOVAL
- AVAILABLE IN 2 STYLES:
  - MOLDED POROUS CORE - 100% 3Å DESICCANT
  - MOLDED POROUS CORE - 80% 3Å DESICCANT, 20% ACTIVATED ALUMINA
- 20 MICRON FILTRATION RATING
- 500 HOUR GB/T 10125 SALT SPRAY CORROSION RESISTANCE
- CONNECTION TYPES: SAE FLARE OR ODF SOLDER

### GENERAL SPECIFICATION

- Applicable for all common HCFC and HFC refrigerants such as: R-22, R-134a, R-404A, R-407C, R-410A, R-507
- Applicable ambient temperatures: -22°F to +130°F
- Fluid temperature range: -22°F to +250°F
- Maximum operating pressure: 700 psig
- Certifications: UL/CSA listed

## DTG SERIES | Unidirectional Filter Driers

### MODEL DESIGNATION LEGEND

Position Number	Model Designation Legend	
1	Product Code	Filter Drier Series
	DTG	Model number - unidirectional filter drier
2	Filter Core	Type and Material
	B	Molded porous core - 100% 3Å desiccant
	F	Molded porous core - 80% 3Å desiccant and 20% activated alumina
3	Internal Volume	Internal Volume (in <sup>3</sup> )
	03	3
	05	5
	08	8
	16	16
	30	30
	41	41
75	75	
4	Connection Size	Connection Size (in)
	02	1/4
	25	5/16
	03	3/8
	04	1/2
	05	5/8
	06	3/4
	07	7/8
09	1-1/8	
5	Connection Type	Connection Type
	0	Solder with inch connections
	4	SAE flare connections
6	Version Number	Description
	901	901 = Standard product, xxx = Special product

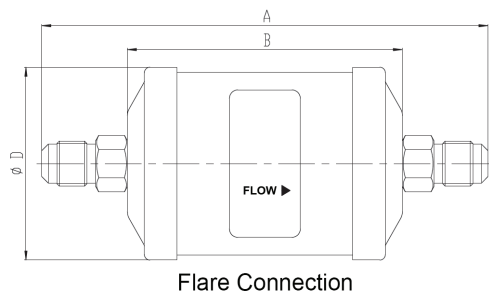
### MODEL DESIGNATION EXAMPLE

Position Number						According to Model Designation Legend
1	2	3	4	5	6	
DTG	B	08	03	0	901	→ Unidirectional filter drier
DTG	<b>B</b>	08	03	0	901	→ Molded porous core – 100% 3Å desiccant
DTG	B	<b>08</b>	03	0	901	→ 8 in <sup>3</sup> internal volume
DTG	B	08	<b>03</b>	0	901	→ 3/8" connection size
DTG	B	08	03	<b>0</b>	901	→ ODF solder connections
DTG	B	08	03	0	<b>901</b>	→ Standard product

## DTG SERIES | *Unidirectional Filter Driers*

### GENERAL CHARACTERISTICS OF DTG-B FILTER - FLARE CONNECTION

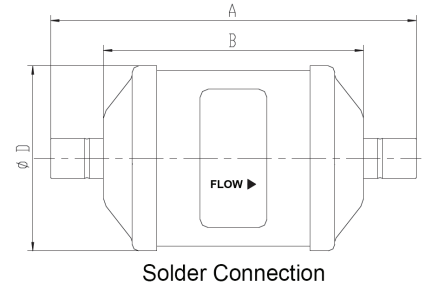
Model <sup>1)</sup>	Part Number	Nominal Volume	Connection	Dimensions & Weight			
			SAE Flare	ØD	B	A	Weight
			(in <sup>3</sup> )	(in)	(in)	(in)	(in)
DTG-B03 024-901	DTG-30001	3	1/4	1.77	2.56	4.41	.035
DTG-B03 034-901	DTG-30002		3/8			4.93	
DTG-B03 044-901	DTG-30153		1/2			5.24	
DTG-B05 024-901	DTG-30003	5	1/4	2.68	2.99	4.84	0.99
DTG-B05 034-901	DTG-30004		3/8			5.36	
DTG-B08 024-901	DTG-30005	8	1/4	2.68	3.86	5.71	1.21
DTG-B08 034-901	DTG-30006		3/8			6.23	
DTG-B08 044-901	DTG-30007		1/2			6.54	
DTG-B16 024-901	DTG-30008	16	1/4	2.68	4.65	6.50	1.46
DTG-B16 034-901	DTG-30009		3/8			7.02	
DTG-B16 044-901	DTG-30010		1/2			7.33	
DTG-B16 054-901	DTG-30011		5/8			7.69	
DTG-B16 064-901	DTG-30012		3/4				
DTG-B30 034-901	DTG-30013	30	3/8	3.15	7.60	9.97	3.42
DTG-B30 044-901	DTG-30014		1/2			10.3	
DTG-B30 054-901	DTG-30015		5/8			10.6	
DTG-B30 064-901	DTG-30016		3/4				
DTG-B30 074-901	DTG-30017		7/8			11.1	
DTG-B41 044-901	DTG-30018	41	1/2	3.70	7.64	10.3	4.52
DTG-B41 054-901	DTG-30019		5/8			10.7	



## DTG SERIES | *Unidirectional Filter Driers*

### GENERAL CHARACTERISTICS OF DTG-B FILTER - ODF SOLDER CONNECTION

Model	Part Number	Nominal Volume (in <sup>3</sup> )	Connection	Dimensions & Weight				
			ODF Solder	ØD	B	A	Weight	
			(in)	(in)	(in)	(in)	(lb)	
DTG-B03 020-901	DTG-30020	3	1/4	1.77	2.56	4.06	0.35	
DTG-B03 250-901	DTG-30021		5/16					
DTG-B03 030-901	DTG-30022		3/8					
DTG-B03 040-901	DTG-30023		1/2			4.45		
DTG-B05 020-901	DTG-30024	5	1/4	2.72	2.99	4.49	0.99	
DTG-B05 250-901	DTG-30025		5/16					
DTG-B05 030-901	DTG-30026		3/8					
DTG-B05 040-901	DTG-30027		1/2					
DTG-B05 050-901	DTG-30028		5/8			4.88		
DTG-B08 020-901	DTG-30029	8	1/4	2.72	3.86	5.35	1.21	
DTG-B08 250-901	DTG-30030		5/16					
DTG-B08 030-901	DTG-30031		3/8					
DTG-B08 040-901	DTG-30032		1/2					
DTG-B08 050-901	DTG-30033		5/8			5.75		
DTG-B16 020-901	DTG-30034	16	1/4	2.72	4.65	6.14	1.46	
DTG-B16 250-901	DTG-30035		5/16					
DTG-B16 030-901	DTG-30036		3/8					
DTG-B08 040-901	DTG-30033		1/2					6.54
DTG-B08 050-901	DTG-30033		5/8			7.01		
DTG-B08 060-901	DTG-30033		3/4					
DTG-B08 070-901	DTG-30033		7/8					
DTG-B30 030-901	DTG-30041	30	3/8	3.19	7.60	9.09	3.42	
DTG-B30 040-901	DTG-30042		1/2			9.49		
DTG-B30 050-901	DTG-30043		5/8			9.96		
DTG-B30 060-901	DTG-30044		3/4					
DTG-B30 070-901	DTG-30045		7/8					
DTG-B30 090-901	DTG-30046		1-1/8					10.4
DTG-B41 040-901	DTG-30047	41	1/2	3.70	7.64	9.53	4.52	
DTG-B41 050-901	DTG-30048		5/8			10.0		
DTG-B41 070-901	DTG-30049		7/8					
DTG-B41 090-901	DTG-30050		1-1/8					10.4
DTG-B75 070-901	DTG-30051		75					7/8
DTG-B75 090-901	DTG-30052	1-1/8		15.9				

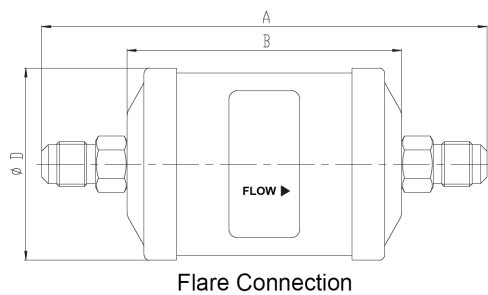


## DTG SERIES | Unidirectional Filter Driers

### GENERAL CHARACTERISTICS OF DTG-F FILTER - FLARE CONNECTION

Model <sup>1)</sup>	Part Number	Nominal Volume (in <sup>3</sup> )	Connection	Dimensions & Weight			
			SAE Flare	ØD	B	A	Weight
			(in)	(in)	(in)	(in)	(lb)
DTG-F03 024-901	DTG-30078	3	1/4	1.77	2.56	4.41	.035
DTG-F03 034-901	DTG-30079		3/8			4.93	
DTG-F03 044-901	DTG-30154		1/2			5.24	
DTG-F05 024-901	DTG-30080	5	1/4	2.72	2.99	4.84	0.99
DTG-F05 034-901	DTG-30081		3/8			5.36	
DTG-F08 024-901	DTG-30082	8	1/4	2.72	3.86	5.71	1.21
DTG-F08 034-901	DTG-30083		3/8			6.23	
DTG-F08 044-901	DTG-30084		1/2			6.54	
DTG-F16 024-901	DTG-30085	16	1/4	2.72	4.65	6.50	1.46
DTG-F16 034-901	DTG-30086		3/8			7.02	
DTG-F16 044-901	DTG-30087		1/2			7.33	
DTG-F16 054-901	DTG-30088		5/8			7.69	
DTG-F16 064-901	DTG-30089		3/4				
DTG-F30 034-901	DTG-30090	30	3/8	3.19	7.60	9.97	3.42
DTG-F30 044-901	DTG-30091		1/2			10.3	
DTG-F30 054-901	DTG-30092		5/8			10.7	
DTG-F30 064-901	DTG-30093		3/4				
DTG-F30 074-901	DTG-30094		7/8			11.1	
DTG-F41 044-901	DTG-30095	41	1/2	3.70	7.64	10.3	4.52
DTG-F41 054-901	DTG-30096		5/8			10.7	

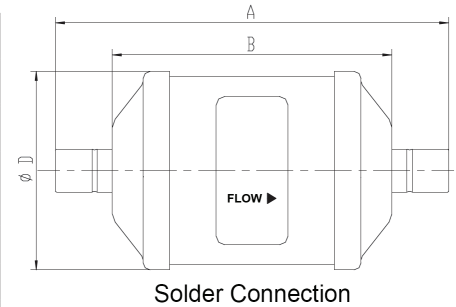
**Note:** 1. Delivery time on request



## DTG SERIES | Unidirectional Filter Driers

### GENERAL CHARACTERISTICS OF DTG-F FILTER - SOLDER CONNECTION

Model	Part Number	Nominal Volume (in <sup>3</sup> )	Connection	3.70Dimensions & Weight			
			ODF Solder	ØD	B	A	Weight
			(in)	(in)	(in)	(in)	(lb)
DTG-F03 020-901	DTG-30097	3	1/4	1.77	2.56	4.06	0.35
DTG-F03 250-901	DTG-30098		5/16				
DTG-F03 030-901	DTG-30099		3/8				
DTG-F03 040-901	DTG-30100		1/2			4.45	
DTG-F05 020-901	DTG-30101	5	1/4	2.72	2.99	4.49	0.99
DTG-F05 250-901	DTG-30102		5/16				
DTG-F05 030-901	DTG-30103		3/8				
DTG-F05 040-901	DTG-30104		1/2			4.88	
DTG-F05 050-901	DTG-30105	5/8					
DTG-F08 020-901	DTG-30106	8	1/4	2.72	3.86	5.35	1.21
DTG-F08 250-901	DTG-30107		5/16				
DTG-F08 030-901	DTG-30108		3/8				
DTG-F08 040-901	DTG-30109		1/2			5.75	
DTG-F08 050-901	DTG-30110	5/8					
DTG-F16 020-901	DTG-30111	16	1/4	2.72	4.65	6.14	1.46
DTG-F16 250-901	DTG-30112		5/16				
DTG-F16 030-901	DTG-30113		3/8				
DTG-F16 040-901	DTG-30114		1/2			6.54	
DTG-F16 050-901	DTG-30115		5/8			7.01	
DTG-F16 060-901	DTG-30116		3/4				
DTG-F16 070-901	DTG-30117	7/8					
DTG-F30 030-901	DTG-30118	30	3/8	3.19	7.60	9.09	3.42
DTG-F30 040-901	DTG-30119		1/2			9.49	
DTG-F30 050-901	DTG-30120		5/8			9.96	
DTG-F30 060-901	DTG-30121		3/4			10.4	
DTG-F30 070-901	DTG-30122		7/8				
DTG-F30 090-901	DTG-30123	1-1/8					
DTG-F41 040-901	DTG-30124	41	1/2	3.70	7.64	9.53	4.52
DTG-F41 050-901	DTG-30125		5/8			10.0	
DTG-F41 070-901	DTG-30126		7/8			10.4	
DTG-F41 090-901	DTG-30127		1-1/8				
DTG-F75 070-901	DTG-30128	75	7/8	3.70	13.1	15.5	7.50
DTG-F75 090-901	DTG-30129		1-1/8			15.9	



Solder Connection

**Note:** 1. Delivery time on request

## DTG SERIES | Unidirectional Filter Driers

### SELECTION TABLE

Model	Capacity (tons)			Water Capacity (drops)							
	R-134a	R-404A R-507A	R-22 R-407C R-410A	R-134a		R-404A R-507A		R-407C R-410A		R-22	
				75°F	125°F	75°F	125°F	75°F	125°F	75°F	125°F
DTG-B03 020-901	2.2	1.9	2.3	72	62	77	64	61	55	66	61
DTG-B03 024-901	1.8	1.5	1.8								
DTG-B03 250-901	2.7	1.9	2.8								
DTG-B03 030-901	3.5	2.5	3.6								
DTG-B03 034-901	2.8	2.0	2.9								
DTG-B03 040-901	7.0	4.9	7.1								
DTG-B03 044-901	5.6	3.9	5.7	202	174	218	179	171	156	187	171
DTG-B05 020-901	2.7	1.7	2.6								
DTG-B05 024-901	2.2	1.4	2.1								
DTG-B05 250-901	2.7	1.9	2.8								
DTG-B05 030-901	5.7	4.0	5.9								
DTG-B05 034-901	4.6	3.2	4.7								
DTG-B05 040-901	7.2	5.1	7.3								
DTG-B05 050-901	9.9	7.0	10.1	303	261	327	268	257	233	280	257
DTG-B08 020-901	2.6	1.8	2.7								
DTG-B08 024-901	2.1	1.4	2.2								
DTG-B08 250-901	3.0	2.1	3.1								
DTG-B08 030-901	6.1	4.3	6.3								
DTG-B08 034-901	4.9	3.4	5.0								
DTG-B08 040-901	7.3	5.1	7.5								
DTG-B08 044-901	5.8	4.1	6.0								
DTG-B08 050-901	12.7	9.0	13.1	416	358	448	368	352	320	384	352
DTG-B16 020-901	3.1	2.2	3.2								
DTG-B16 024-901	2.5	1.8	2.6								
DTG-B16 250-901	3.0	2.1	3.1								
DTG-B16 030-901	6.1	4.3	6.3								
DTG-B16 034-901	4.9	3.4	5.0								
DTG-B16 040-901	7.9	5.5	8.2								
DTG-B16 044-901	6.3	4.4	6.6								
DTG-B16 050-901	12.3	8.7	12.6								
DTG-B16 054-901	9.8	7.0	10.1								
DTG-B16 060-901	13.2	9.3	13.6								
DTG-B16 064-901	10.6	7.4	10.9								
DTG-B16 070-901	13.4	9.5	13.8	988	852	1064	874	836	760	912	836
DTG-B30 030-901	7.3	5.1	7.5								
DTG-B30 034-901	5.8	4.1	6.0								
DTG-B30 040-901	9.4	6.6	9.7								
DTG-B30 044-901	7.5	5.3	7.8								
DTG-B30 050-901	13.0	9.1	13.3								
DTG-B30 054-901	10.4	7.3	10.6								
DTG-B30 060-901	17.8	12.5	18.3								
DTG-B30 064-901	14.2	10.0	14.6								
DTG-B30 070-901	17.9	12.6	18.4								
DTG-B30 074-901	14.3	10.1	14.7								
DTG-B30 090-901	19.9	14.0	20.6								

## DTG SERIES | Unidirectional Filter Driers

### SELECTION TABLE continued from page 7

Model	Capacity (tons)			Water Capacity (drops)							
	R-134a	R-404A R-507A	R-22 R-407C R-410A	R-134a		R-404A R-507		R-407C R-410A		R-22	
				75°F	125°F	75°F	125°F	75°F	125°F	75°F	125°F
DTG-B41 040-901	10.0	7.0	10.3	1393	1200	1500	1232	1178	1071	1286	1178
DTG-B41 044-901	8.0	5.6	8.2								
DTG-B41 050-901	17.3	12.2	17.6								
DTG-B41 054-901	13.8	9.8	14.1								
DTG-B41 070-901	25.7	18.1	26.3								
DTG-B41 090-901	26.2	18.4	26.9								
DTG-B75 070-901	26.0	18.2	26.7	2696	2322	2903	2385	2281	2074	2488	2281
DTG-B75 090-901	27.1	19.1	27.9								

Model	Capacity (tons)			Water Capacity (drops)							
	R-134a	R-404A R-507	R-22 R-407C R-410A	R-134a		R-404A R-507		R-407C R-410A		R-22	
				75°F	125°F	75°F	125°F	75°F	125°F	75°F	125°F
DTG-F03 020-901	2.2	1.9	2.3	61	53	65	54	52	47	56	52
DTG-F03 024-901	1.8	1.5	1.8								
DTG-F03 250-901	2.7	1.9	2.8								
DTG-F03 030-901	3.5	2.5	3.6								
DTG-F03 034-901	2.8	2.0	2.9								
DTG-F03 040-901	7.0	4.9	7.1								
DTG-F03 044-901	5.6	3.9	5.7								
DTG-F05 020-901	2.7	1.7	2.6	172	148	185	152	145	133	159	145
DTG-F05 024-901	2.2	1.4	2.1								
DTG-F05 250-901	2.7	1.9	2.8								
DTG-F05 030-901	5.7	4.0	5.9								
DTG-F05 034-901	4.6	3.2	4.7								
DTG-F05 040-901	7.2	5.1	7.3								
DTG-F05 050-901	9.9	7.0	10.1								
DTG-F08 020-901	2.6	1.8	2.7	258	222	278	228	218	198	238	218
DTG-F08 024-901	2.1	1.4	2.2								
DTG-F08 250-901	3.0	2.1	3.1								
DTG-F08 030-901	6.1	4.3	6.3								
DTG-F08 034-901	4.9	3.4	5.0								
DTG-F08 040-901	7.3	5.1	7.5								
DTG-F08 044-901	5.8	4.1	6.0								
DTG-F08 050-901	12.7	9.0	13.1								



## DTG SERIES | Unidirectional Filter Driers

### SELECTION TABLE continued from page 8

Model	Capacity (tons)			Water Capacity (drops)							
	R-134a	R-404A R-507	R-22 R-407C R-410A	R-134a		R-404A R-507		R-407C R-410A		R-22	
				75°F	125°F	75°F	125°F	75°F	125°F	75°F	125°F
DTG-F30 030-901	7.3	5.1	7.5	840	724	904	743	711	646	775	711
DTG-F30 034-901	5.8	4.1	6.0								
DTG-F30 040-901	9.4	6.6	9.7								
DTG-F30 044-901	7.5	5.3	7.8								
DTG-F30 050-901	13.0	9.1	13.3								
DTG-F30 054-901	10.4	7.3	10.6								
DTG-F30 060-901	17.8	12.5	18.3								
DTG-F30 064-901	14.2	10.0	14.6								
DTG-F30 070-901	17.9	12.6	18.4								
DTG-F30 074-901	14.3	10.1	14.7								
DTG-F30 090-901	19.9	14.0	20.6								
DTG-F41 040-901	10.0	7.0	10.3	1184	1020	1275	1047	1001	910	1093	1001
DTG-F41 044-901	8.0	5.6	8.2								
DTG-F41 050-901	17.3	12.2	17.6								
DTG-F41 054-901	13.8	9.8	14.1								
DTG-F41 070-901	25.7	18.1	26.3								
DTG-F41 090-901	26.2	18.4	26.9								
DTG-F75 070-901	26.0	18.2	26.7	2292	1974	2468	2027	1939	1763	2115	1939
DTG-F75 090-901	27.1	19.1	27.9								

### SELECTION FORMULAS

Filter Driers for liquid line are rated in compliance with AHRI Standard 710. Maximum flow rate of liquid refrigerant at a differential pressure of 1 psi, liquid refrigerant temperature of 86°F, and an evaporating temperature 5°F. The follow may be used to convert capacity in tons to refrigerant mass flow:

- 3.1 lb/min-ton R-134a
- 4.1 lb/min-ton R-404A, R-507
- 3.0 lb/min-ton R-22, R-407C
- 2.8 lb/min-ton R-410A

**Note:** Data on water capacity is based on the following equilibrium point dryness (EPD), ASHRAE Standard 63.1:

- 60ppm R-22
- 50ppm R-134a
- 50ppm R-404A
- 50ppm R-407C
- 50ppm R-410A
- 50ppm R-507