

DTG SERIES | *Unidirectional Filter Driers*



The series DTG unidirectional filter-driers are used to protect air conditioning and refrigeration systems from moisture and contamination.

FEATURES

- HIGHLY EFFICIENT IN MOISTURE AND CONTAMINATION REMOVAL
- AVAILABLE IN 4 STYLES:
 - MOLDED POROUS CORE - 100% 3Å DESICCANT
 - MOLDED POROUS CORE - 80% 3Å DESICCANT, 20% ACTIVATED ALUMINA
 - COMPACTED BEAD - 100% 3Å DESICCANT
 - COMPACTED BEAD - 80% 3Å DESICCANT, 20% ACTIVATED ALUMINA
- 20 MICRON FILTRATION RATING
- 500 HOUR GB/T 10125 SALT SPRAY CORROSION RESISTANCE
- CONNECTION TYPES: SAE FLARE OR ODF SOLDER

GENERAL SPECIFICATION

- Applicable for all common HCFC and HFC refrigerants such as: R-22, R-134a, R-404A, R-407C, R-410A, R-507
- Applicable ambient temperatures: -22°F to +130°F
- Fluid temperature range: -22°F to +250°F
- Maximum operating pressure: 700 psig
- Certifications: UL/CSA listed SA11830

DTG SERIES | Unidirectional Filter Driers

MODEL DESIGNATION LEGEND

Position Number	Model Designation Legend	
1	Product Code	Filter Drier Series
	DTG	Model number - unidirectional filter drier
2	Filter Core	Type and Material
	A	Compacted bead - 100%3Å desiccant
	B	Molded porous core - 100%3Å desiccant
	E	Compacted bead - 80% 3Å desiccant and 20% active alumina
	F	Molded porous core - 80% 3Å desiccant and 20% activated alumina
3	Internal Volume	Internal Volume (in ³)
	03	3
	05	5
	08	8
	16	16
	30	30
	41	41
	75	75
4	Connection Size	Connection Size (in)
	02	1/4
	25	5/16
	03	3/8
	04	1/2
	05	5/8
	06	3/4
	07	7/8
	1-1/8	
5	Connection Type	Connection Type
	0	Solder with inch connections
	4	SAE flare connections
6	Version Number	Description
	901	901 = Standard product, xxx = Special product

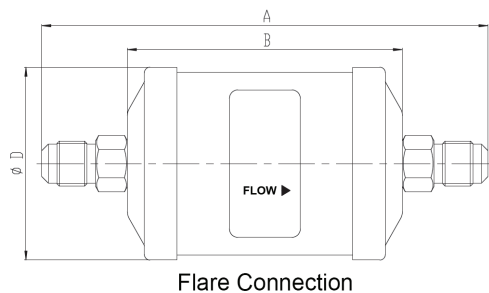
MODEL DESIGNATION EXAMPLE

Position Number						According to Model Designation Legend
1	2	3	4	5	6	
DTG	B	08	03	0	901	→ Unidirectional filter drier
DTG	B	08	03	0	901	→ Molded porous core – 100% 3Å desiccant
DTG	B	08	03	0	901	→ 8 in ³ internal volume
DTG	B	08	03	0	901	→ 3/8" connection size
DTG	B	08	03	0	901	→ ODF solder connections
DTG	B	08	03	0	901	→ Standard product

DTG SERIES | *Unidirectional Filter Driers*

GENERAL CHARACTERISTICS OF DTG-B FILTER - FLARE CONNECTION

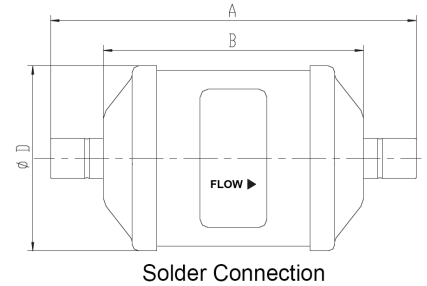
Model ¹⁾	Part Number	Nominal Volume (in ³)	Connection	Dimensions & Weight			
			SAE Flare	ØD	B	A	Weight
			(in)	(in)	(in)	(in)	(lb)
DTG-B03 024-901	DTG-30001	3	1/4	1.77	2.56	4.41	.035
DTG-B03 034-901	DTG-30002		3/8			4.93	
DTG-B03 044-901	DTG-30153		1/2			5.24	
DTG-B05 024-901	DTG-30003	5	1/4	2.68	2.99	4.84	0.99
DTG-B05 034-901	DTG-30004		3/8			5.36	
DTG-B08 024-901	DTG-30005	8	1/4	2.68	3.86	5.71	1.21
DTG-B08 034-901	DTG-30006		3/8			6.23	
DTG-B08 044-901	DTG-30007		1/2			6.54	
DTG-B16 024-901	DTG-30008	16	1/4	2.68	4.65	6.50	1.46
DTG-B16 034-901	DTG-30009		3/8			7.02	
DTG-B16 044-901	DTG-30010		1/2			7.33	
DTG-B16 054-901	DTG-30011		5/8			7.69	
DTG-B16 064-901	DTG-30012		3/4				
DTG-B30 034-901	DTG-30013	30	3/8	3.15	7.60	9.97	3.42
DTG-B30 044-901	DTG-30014		1/2			10.3	
DTG-B30 054-901	DTG-30015		5/8			10.6	
DTG-B30 064-901	DTG-30016		3/4				
DTG-B30 074-901	DTG-30017		7/8			11.1	
DTG-B41 044-901	DTG-30018	41	1/2	3.70	7.64	10.3	4.52
DTG-B41 054-901	DTG-30019		5/8			10.7	



DTG SERIES | Unidirectional Filter Driers

GENERAL CHARACTERISTICS OF DTG-B FILTER - ODF SOLDER CONNECTION

Model	Part Number	Nominal Volume (in ³)	Connection	Dimensions & Weight			
			ODF Solder	ØD	B	A	Weight
			(in)	(in)	(in)	(in)	(lb)
DTG-B03 020-901	DTG-30020	3	1/4	1.77	2.56	4.06	0.35
DTG-B03 250-901	DTG-30021		5/16			4.45	
DTG-B03 030-901	DTG-30022		3/8				
DTG-B03 040-901	DTG-30023		1/2				
DTG-B05 020-901	DTG-30024	5	1/4	2.72	2.99	4.49	0.99
DTG-B05 250-901	DTG-30025		5/16				
DTG-B05 030-901	DTG-30026		3/8				
DTG-B05 040-901	DTG-30027		1/2			4.88	
DTG-B05 050-901	DTG-30028		5/8				
DTG-B08 020-901	DTG-30029	8	1/4	2.72	3.86		1.21
DTG-B08 250-901	DTG-30030		5/16			5.35	
DTG-B08 030-901	DTG-30031		3/8				
DTG-B08 040-901	DTG-30032		1/2			5.75	
DTG-B08 050-901	DTG-30033		5/8				
DTG-B16 020-901	DTG-30034	16	1/4	2.72	4.65		1.46
DTG-B16 250-901	DTG-30035		5/16			6.14	
DTG-B16 030-901	DTG-30036		3/8				
DTG-B16 040-901	DTG-30033		1/2			6.54	
DTG-B16 050-901	DTG-30033		5/8				
DTG-B16 060-901	DTG-30033		3/4			7.01	
DTG-B16 070-901	DTG-30033		7/8				
DTG-B30 030-901	DTG-30041	30	3/8	3.19	7.60	9.09	3.42
DTG-B30 040-901	DTG-30042		1/2			9.49	
DTG-B30 050-901	DTG-30043		5/8				
DTG-B30 060-901	DTG-30044		3/4			9.96	
DTG-B30 070-901	DTG-30045		7/8				
DTG-B30 090-901	DTG-30046		1-1/8			10.4	
DTG-B41 040-901	DTG-30047	41	1/2	3.70	7.64	9.53	4.52
DTG-B41 050-901	DTG-30048		5/8			10.0	
DTG-B41 070-901	DTG-30049		7/8				
DTG-B41 090-901	DTG-30050		1-1/8			10.4	
DTG-B75 070-901	DTG-30051	75	7/8	3.70	13.1	15.5	7.50
DTG-B75 090-901	DTG-30052		1-1/8			15.9	

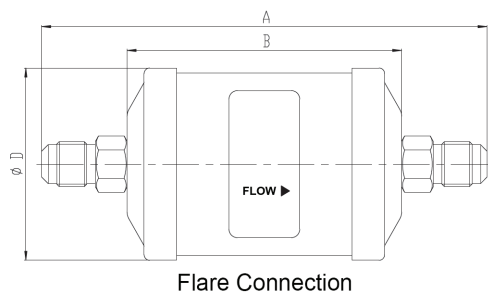


DTG SERIES | *Unidirectional Filter Driers*

GENERAL CHARACTERISTICS OF DTG-F FILTER - FLARE CONNECTION

Model ¹⁾	Part Number	Nominal Volume	Connection	Dimensions & Weight			
			SAE Flare	ØD	B	A	Weight
		(in ³)	(in)	(in)	(in)	(in)	(lb)
DTG-F03 024-901	DTG-30078	3	1/4	1.77	2.56	4.41	.035
DTG-F03 034-901	DTG-30079		3/8			4.93	
DTG-F03 044-901	DTG-30154		1/2			5.24	
DTG-F05 024-901	DTG-30080	5	1/4	2.72	2.99	4.84	0.99
DTG-F05 034-901	DTG-30081		3/8			5.36	
DTG-F08 024-901	DTG-30082	8	1/4	2.72	3.86	5.71	1.21
DTG-F08 034-901	DTG-30083		3/8			6.23	
DTG-F08 044-901	DTG-30084		1/2			6.54	
DTG-F16 024-901	DTG-30085	16	1/4	2.72	4.65	6.50	1.46
DTG-F16 034-901	DTG-30086		3/8			7.02	
DTG-F16 044-901	DTG-30087		1/2			7.33	
DTG-F16 054-901	DTG-30088		5/8			7.69	
DTG-F16 064-901	DTG-30089		3/4				
DTG-F30 034-901	DTG-30090	30	3/8	3.19	7.60	9.97	3.42
DTG-F30 044-901	DTG-30091		1/2			10.3	
DTG-F30 054-901	DTG-30092		5/8			10.7	
DTG-F30 064-901	DTG-30093		3/4				
DTG-F30 074-901	DTG-30094		7/8			11.1	
DTG-F41 044-901	DTG-30095	41	1/2	3.70	7.64	10.3	4.52
DTG-F41 054-901	DTG-30096		5/8			10.7	

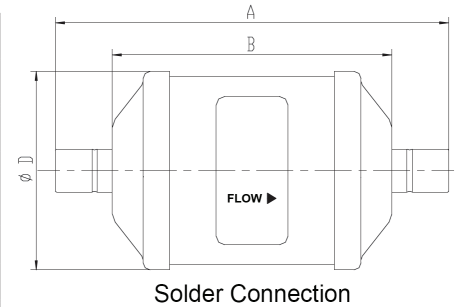
Note: 1. Delivery time on request



DTG SERIES | Unidirectional Filter Driers

GENERAL CHARACTERISTICS OF DTG-F FILTER - SOLDER CONNECTION

Model	Part Number	Nominal Volume (in ³)	Connection	3.70Dimensions & Weight			
			ODF Solder	ØD	B	A	Weight
			(in)	(in)	(in)	(in)	(lb)
DTG-F03 020-901	DTG-30097	3	1/4	1.77	2.56	4.06	0.35
DTG-F03 250-901	DTG-30098		5/16			4.45	
DTG-F03 030-901	DTG-30099		3/8				
DTG-F03 040-901	DTG-30100		1/2				
DTG-F05 020-901	DTG-30101	5	1/4	2.72	2.99	4.49	0.99
DTG-F05 250-901	DTG-30102		5/16				
DTG-F05 030-901	DTG-30103		3/8				
DTG-F05 040-901	DTG-30104		1/2				
DTG-F05 050-901	DTG-30105		5/8		4.88		
DTG-F08 020-901	DTG-30106	8	1/4	2.72	3.86		1.21
DTG-F08 250-901	DTG-30107		5/16			5.35	
DTG-F08 030-901	DTG-30108		3/8				
DTG-F08 040-901	DTG-30109		1/2				
DTG-F08 050-901	DTG-30110		5/8		5.75		
DTG-F16 020-901	DTG-30111	16	1/4	2.72	4.65		1.46
DTG-F16 250-901	DTG-30112		5/16			6.14	
DTG-F16 030-901	DTG-30113		3/8				
DTG-F16 040-901	DTG-30114		1/2				
DTG-F16 050-901	DTG-30115		5/8				
DTG-F16 060-901	DTG-30116		3/4				
DTG-F16 070-901	DTG-30117		7/8		7.01		
DTG-F30 030-901	DTG-30118	30	3/8	3.19	7.60	9.09	3.42
DTG-F30 040-901	DTG-30119		1/2			9.49	
DTG-F30 050-901	DTG-30120		5/8				
DTG-F30 060-901	DTG-30121		3/4			9.96	
DTG-F30 070-901	DTG-30122		7/8				
DTG-F30 090-901	DTG-30123		1-1/8		10.4		
DTG-F41 040-901	DTG-30124	41	1/2	3.70	7.64	9.53	4.52
DTG-F41 050-901	DTG-30125		5/8				
DTG-F41 070-901	DTG-30126		7/8			10.0	
DTG-F41 090-901	DTG-30127		1-1/8			10.4	
DTG-F75 070-901	DTG-30128	75	7/8	3.70	13.1	15.5	7.50
DTG-F75 090-901	DTG-30129		1-1/8			15.9	



Note: 1. Delivery time on request

DTG SERIES | Unidirectional Filter Driers

SELECTION TABLE

Model	Capacity (tons)					Water Capacity (drops)															
	R-134a	R-404A	R-22	R-407C	R-410A	R-134a		R-404A		R-407C		R-22									
		R-507				R-507		R-410A		R-22											
						75°F	125°F	75°F	125°F	75°F	125°F	75°F	125°F								
DTG-B03 020-901	2.19	1.91	2.30	2.30	2.30	84	76	114	68	68	62	74	68								
DTG-B03 024-901																					
DTG-B03 250-901	2.70	2.70	2.79																		
DTG-B03 030-901	4.09	3.01	4.21	4.21	4.21																
DTG-B03 034-901																					
DTG-B03 040-901	6.99	4.89	7.11	6.99	7.11																
DTG-B03 044-901																					
DTG-B05 020-901	2.39	1.71	2.39	2.39	2.39	232	218	354	204	218	190	228	194								
DTG-B05 024-901																					
DTG-B05 250-901	3.10	2.10	3.10	3.10	3.21																
DTG-B05 030-901	6.80	4.81	6.91	6.80	6.99																
DTG-B05 034-901																					
DTG-B05 040-901	7.19	5.09	7.31	7.31	7.39																
DTG-B05 050-901																					
DTG-B05 050-901	9.90	6.99	10.1	10.0	10.2																
DTG-B08 020-901	2.39	1.71	2.39	2.39	2.39									296	284	474	396	296	260	310	262
DTG-B08 024-901																					
DTG-B08 250-901	3.30	2.30	3.41	3.30	3.41																
DTG-B08 030-901	7.11	5.00	7.19	7.11	7.31																
DTG-B08 034-901																					
DTG-B08 040-901	8.70	6.11	8.90	8.79	9.01																
DTG-B08 044-901																					
DTG-B08 050-901	12.7	9.01	13.0	12.9	13.1																
DTG-B16 020-901	3.10	2.19	3.21	3.10	3.21	412	390	664	366	412	352	418	354								
DTG-B16 024-901																					
DTG-B16 250-901	3.30	2.30	3.41	3.30	3.41																
DTG-B16 030-901	7.31	5.09	7.39	7.39	7.51																
DTG-B16 034-901																					
DTG-B16 040-901	9.21	6.51	9.41	9.30	9.61																
DTG-B16 044-901																					
DTG-B16 050-901	12.3	8.70	12.4	12.4	12.6																
DTG-B16 054-901																					
DTG-B16 060-901	13.2	9.30	13.4	13.3	13.6																
DTG-B16 064-901																					
DTG-B16 070-901	13.4	9.50	13.7	13.6	13.8																
DTG-B30 030-901	7.31	5.09	7.39	7.39	7.51									1028	974	1668	1028	1026	874	1042	882
DTG-B30 034-901																					
DTG-B30 040-901	9.41	6.60	9.61	9.50	9.70																
DTG-B30 044-901																					
DTG-B30 050-901	13.0	9.10	13.2	13.1	13.3																
DTG-B30 054-901																					
DTG-B30 060-901	17.8	12.5	18.1	18.0	18.3																
DTG-B30 064-901																					
DTG-B30 070-901	17.9	12.6	18.2	18.1	18.4																
DTG-B30 074-901																					
DTG-B30 090-901	20.1	14.8	21.4	21.2	21.6																

PRODUCT DATA



DTG SERIES | Unidirectional Filter Driers

SELECTION TABLE continued from page 7

Model	Capacity (tons)					Water Capacity (drops)							
	R-134a	R-404A	R-22	R-407C	R-410A	R-134a		R-404A		R-407C		R-22	
		R-507				R-507		R-410A		R-22			
						75°F	125°F	75°F	125°F	75°F	125°F	75°F	125°F
DTG-B41 040-901	10.0	6.99	10.2	10.1	10.3	1274	1194	2080	1114	1274	1178	1404	1188
DTG-B41 044-901													
DTG-B41 050-901	17.3	12.2	17.6	17.5	17.8								
DTG-B41 054-901													
DTG-B41 070-901	25.7	18.1	26.1	26.0	26.4								
DTG-B41 090-901	26.2	18.4	26.6	26.4	26.9								
DTG-B75 070-901	26.0	18.2	26.4	26.1	26.7	2460	2320	4000	2160	2460	2280	2720	2300
DTG-B75 090-901	27.1	19.1	27.6	27.4	27.9								

Model	Capacity (tons)					Water Capacity (drops)							
	R-134a	R-404A	R-22	R-407C	R-410A	R-134a		R-404A		R-407C		R-22	
		R-507				R-507		R-410A		R-22			
						75°F	125°F	75°F	125°F	75°F	125°F	75°F	125°F
DTG-F03 020-901	2.19	1.91	2.30	2.30	2.30	71	65	97	58	58	53	63	58
DTG-F03 024-901													
DTG-F03 250-901	2.70	3.01	4.21	4.21	4.21								
DTG-F03 030-901													
DTG-F03 034-901	4.09	3.01	4.21	4.21	4.21								
DTG-F03 040-901													
DTG-F03 044-901	6.99	4.89	7.11	6.99	7.11								
DTG-F05 020-901	2.39	1.71	2.39	2.39	2.39	196	185	301	173	185	162	194	165
DTG-F05 024-901													
DTG-F05 250-901	3.10	2.10	3.10	3.10	3.21								
DTG-F05 030-901													
DTG-F05 034-901	6.80	4.81	6.91	6.80	6.99								
DTG-F05 040-901													
DTG-F05 050-901	9.90	6.99	10.1	10.0	10.2								
DTG-F08 020-901	2.39	1.71	2.39	2.39	2.39	252	241	403	337	252	221	264	223
DTG-F08 024-901													
DTG-F08 250-901	3.30	2.30	3.41	3.30	3.41								
DTG-F08 030-901													
DTG-F08 034-901	7.11	5.00	7.19	7.11	7.31								
DTG-F08 040-901													
DTG-F08 044-901	8.70	6.11	8.90	8.79	9.01								
DTG-F08 050-901	12.7	9.01	13.0	12.9	13.1								
DTG-F16 020-901	3.10	2.19	3.21	3.10	3.21	350	332	564	311	350	299	355	301
DTG-F16 024-901													
DTG-F16 250-901	3.30	2.30	3.41	3.30	3.41								
DTG-F16 030-901													
DTG-F16 034-901	7.31	5.09	7.39	7.39	7.51								
DTG-F16 040-901													
DTG-F16 044-901	9.21	6.51	9.41	9.30	9.61								
DTG-F16 050-901	12.3	8.70	12.4	12.4	12.6								
DTG-F16 054-901													
DTG-F16 060-901	13.2	9.30	13.4	13.3	13.6								
DTG-F16 064-901													
DTG-F16 070-901	13.4	9.50	13.7	13.6	13.8								

DTG SERIES | Unidirectional Filter Driers

SELECTION TABLE continued from page 8

Model	Capacity (tons)					Water Capacity (drops)							
	R-134a	R-404A	R-22	R-407C	R-410A	R-134a		R-404A		R-407C		R-22	
		R-507				75°F	125°F	75°F	125°F	75°F	125°F	75°F	125°F
DTG-F30 030-901	7.31	5.09	7.39	7.39	7.51	874	828	1418	874	872	743	886	750
DTG-F30 034-901													
DTG-F30 040-901	9.41	6.60	9.61	9.50	9.70								
DTG-F30 044-901													
DTG-F30 050-901	13.0	9.10	13.2	13.1	13.3								
DTG-F30 054-901													
DTG-F30 060-901	17.8	12.5	18.1	18.0	18.3								
DTG-F30 064-901													
DTG-F30 070-901	17.9	12.6	18.2	18.1	18.4								
DTG-F30 074-901													
DTG-F30 090-901	20.1	14.8	21.4	21.2	21.6								
DTG-F41 040-901	10.0	6.99	10.2	10.1	10.3	1083	1015	1768	947	1083	1001	1193	1010
DTG-F41 044-901													
DTG-F41 050-901	17.3	12.2	17.6	17.5	17.8								
DTG-F41 054-901													
DTG-F41 070-901	25.7	18.1	26.1	26.0	26.4								
DTG-F41 090-901	26.2	18.4	26.6	26.4	26.9								
DTG-F75 070-901	26.0	18.2	26.4	26.1	26.7	2091	1972	3400	1836	2091	1938	2312	1955
DTG-F75 090-901	27.1	19.1	27.6	27.4	27.9								

SELECTION FORMULAS

Filter Driers for liquid line are rated in compliance with AHRI Standard 710. Maximum flow rate of liquid refrigerant at a differential pressure of 1 psi, liquid refrigerant temperature of 86°F, and an evaporating temperature 5°F. The follow may be used to convert capacity in tons to refrigerant mass flow:

- 3.1 lb/min-ton R-134a
- 4.1 lb/min-ton R-404A, R-507
- 3.0 lb/min-ton R-22, R-407C
- 2.8 lb/min-ton R-410A

Note: Data on water capacity is based on the following equilibrium point dryness (EPD), ASHRAE Standard 63.1:

- 60ppm R-22
- 50ppm R-134a
- 50ppm R-404A
- 50ppm R-407C
- 50ppm R-410A
- 50ppm R-507