



## Drain Pump

Drain pump are used in packaged air conditioners, indoor units of ceiling air conditioners to drain the condensing water generated by heat exchangers during cooling and dehumidification.



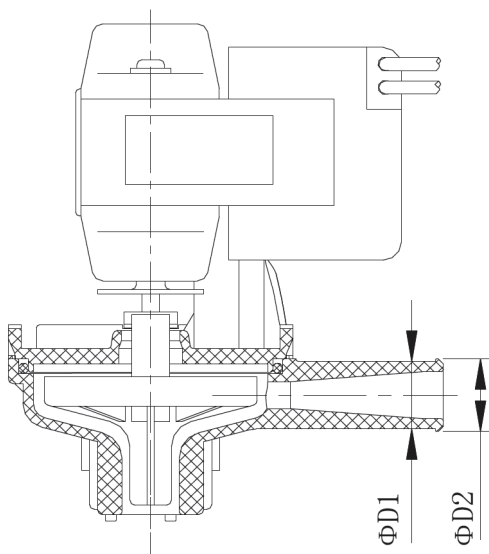
### FEATURES

- LOW NOISE, LOW VIBRATION AND LIGHT WEIGHT
- SMALL SCALE WITH ENOUGH FLOW RATE, LONG LIFE
- COST-EFFECTIVE

### GENERAL SPECIFICATIONS

- Applicable fluid temperature: 0°C ~ +40°C (but no fluid frozen)
- Applicable ambient temperature: -10°C ~ 45°C
- Relative humidity: below 95% RH
- Certification: UL, CQC and VDE

### DIMENSIONS



Model	Dimensions mm			
	D1		D2	
PSB-7A	13	16	14	17
PSB-12A	13	16	14	17

**Note:** 1) Type and length of leads, terminal insulation casing and support will be optional subject to the customers' needs.  
 2) In addition to the water outlet direction shown in the figure, there are another three optional outlet directions every 90°.

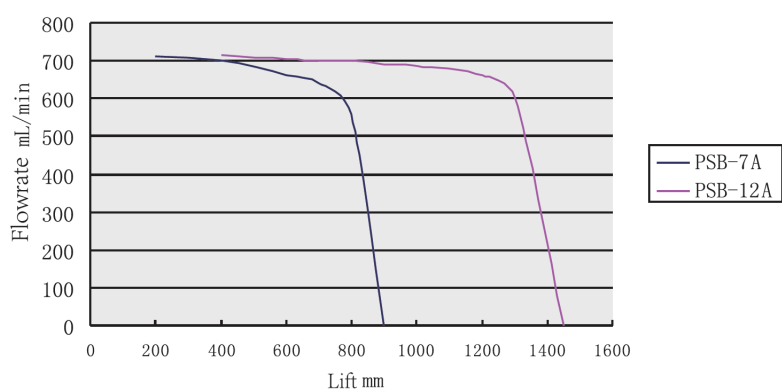




# SANHUA A SERIES Drain Pump

## TECHNICAL PARAMETERS

Model	Rated Lift mm	Rated Flow ml/min	Rated Voltage V	Rated Current Max mA	Input Power Max W
PSB-7A	700	≥450	AC220V~240V	108/96	10.8/96
		≥320	AC115V	108/96	10.8/96
PSB-12A	1200	≥400	AC220V~240V	120/108	12/10.8

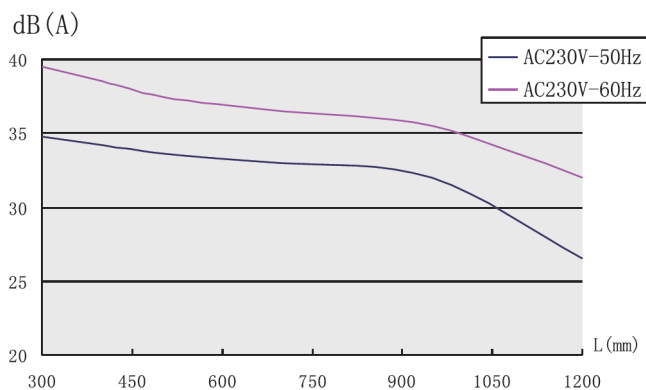
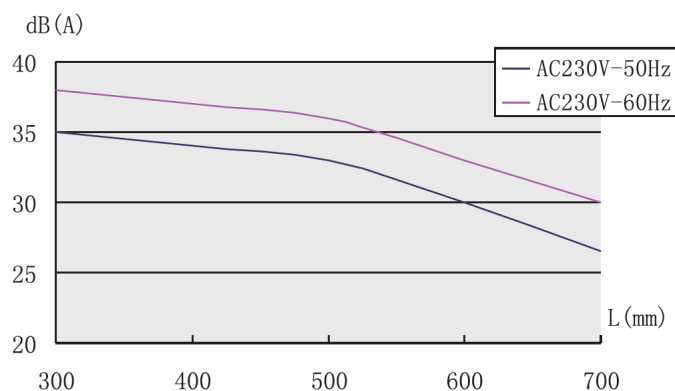


Lift and Flowrate Graph

- AC230V 50Hz/60Hz, at a water level of 10mm, testing draining noise in 1min under different lift (at the distance of 1m)

PSB-7A Model Lift - Noise Graph

- PSB-12A Model Lift - Noise Graph AC230V 50Hz/60Hz, at a water level of 10mm, testing draining noise in 1min under different lift (at the distance of 1m)



PSB-12A Model Lift - Noise Graph

- AC230V 50Hz/60Hz, at a water level of 10mm, testing draining noise in 1min under different lift (at the distance of 1m)