



DTG SERIES

UNI-FLOW FILTER DRIERS



(Standard range: for fluids GROUP 2 according to Directive 2014/68/EU or GROUP A1 according to ANSI-ASHRAE 34-2016).

The filter driers of series DTG are used in refrigeration system with unidirectional flow to absorb moisture and acid in the system and to filter out the impurities.

FEATURES

- HIGH EFFICIENT IN MOISTURE ABSORPTION, FILTERING IMPURITY, ACID, PAINT REMAINS AND MUD REMOVAL
- HYBRID DESICCANT
- DURABLE AND SOLID FILTER CORES
- FILTERING FINENESS: 20µm
- CORROSION RESISTANT PAINTING SURVIVES SALT SPRAY TEST OF 500 HOURS
- CONNECTION TYPE: FLARE OR SOLDER

GENERAL SPECIFICATIONS

- Applicable for all common HCFC, HFC, HFO refrigerants such as: R22, R134a, R404A, R407C, R410A, R507, R407A/F, R448A/R449A, R452A, R450A/R513A
- Ambient temperature min./max.: -30°C / +55°C
- Medium temperature TS min./max.: -30°C / +120°C
- Max. operating pressure PS max.: 4,83 MPa (48,3 bar) - 700 PSI
- Installation position:
 - Flow direction corresponds to the arrow
 - Preferably installed in liquid line
- Certifications: UL/CSA and PED declaration

TECHNICAL PARAMETERS *Desiccant Selection Table*

	Medium Type	80% 3Å desiccant and 20% active alumina	100% 3Å desiccant
Refrigerant	HFC	Applicable	Applicable
	HCFC	Applicable	Applicable
	HC	Applicable	Applicable
Oil ¹⁾	Mineral oil or AB	Applicable	Applicable
	Pure POE or PAG	Applicable	Applicable
	POE or PAG with additive	Not Applicable	Applicable

Note: 1) When the systems use oil with additive, it is not recommended to use a core with alumina.



Model Designation Legend

1	Product Code	Filter Drier Series	
	DTG	Indicates unidirectional filter drier	
2	Filter Core	Structure and Material	
	B	Solid core, 100% 3Å desiccant	
	F	Solid core, 80% 3Å desiccant and 20% active alumina	
3	Internal Volume	Expressed in [inch ³]	Expressed in [cm ³]
	03	3	49
	05	5	82
	08	8	131
	16	16	262
	30	30	492
	41	41	672
	75	75	1229
4	Connection Size	Pos. 5 shows "0": Solder [inch]	Pos. 5 shows "4": SAE Flare [inch]
	02	1/4	1/4
	25	5/16	-
	03	3/8	3/8
	04	1/2	1/2
	05	5/8	5/8
	06	3/4	3/4
	07	7/8	7/8
	09	1 1/8	-
4	Connection Size	Pos. 5 shows "1": Solder [mm]	
	06	6	
	(08)*	(5/16" version can be used e.g. DTG-B03 250)	
	10	10	
	12	12	
	(16)*	(5/8" version can be used e.g. DTG-B08 050)	
	(22)*	(7/8" version can be used e.g. DTG-B16 070)	
	28	28	
5	Pipe Connection	Type	
	0	Solder with inch connections	
	1*	Solder with metric connections	
	4	SAE flare connections	
6	Version Number	Description	
	901	Standard product	

Note: *Solder connections which fit to metric and inch are marked with inch product codes e.g. 8, 16 and 22 mm



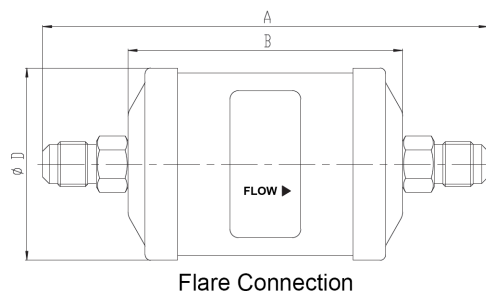
MODEL DESIGNATION EXAMPLE

Position Number						According to Model Designation Legend
1	2	3	4	5	6	
DTG	B	03	06	1	901	Unidirectional filter drier
DTG	B	03	06	1	901	Solid filter core with 100% 3Å desiccant
DTG	B	03	06	1	901	3 inch ³ internal volume
DTG	B	03	06	1	901	When Pos. 5 is "1": connection size 6mm
DTG	B	03	06	1	901	Solder connection metric
DTG	B	03	06	1	901	Standard product

GENERAL CHARACTERISTICS OF DTG-B FILTER - FLARE CONNECTION

Filter	Model	Part Number (multi package) ¹⁾	Nominal Volume		Connection	Dimensions & Weight ²⁾				PED Category ³⁾ (Fluid Group 2)
			[inch ³]	[cm ³]	SAE Flare	ØD	B	A	Weight	
					[inch]	[mm]	[mm]	[mm]	[g]	
DTGB032	DTG-B03 024-901	10230009202	3	49	1/4	45	65	112	160	Art. 4.3
DTGB033	DTG-B03 034-901	10230009102	3	49	3/8	45	65	125	160	Art. 4.3
DTGB034	DTG-B03 044-901	10230009002	3	49	1/2	45	65	133	160	Art. 4.3
DTGB052	DTG-B05 024-901	10230009802	5	82	1/4	69	76	123	450	Art. 4.3
DTGB053	DTG-B05 034-901	10230009902	5	82	3/8	69	76	136	450	Art. 4.3
DTGB082	DTG-B08 024-901	10230010002	8	131	1/4	69	98	145	550	Art. 4.3
DTGB083	DTG-B08 034-901	10230010302	8	131	3/8	69	98	158	550	Art. 4.3
DTGB084	DTG-B08 044-901	10230010102	8	131	1/2	69	98	166	550	Art. 4.3
DTGB162	DTG-B16 024-901	10230011502	16	262	1/4	69	118	165	660	Art. 4.3
DTGB163	DTG-B16 034-901	10230011702	16	262	3/8	69	118	178	660	Art. 4.3
DTGB164	DTG-B16 044-901	10230011902	16	262	1/2	69	118	186	660	Art. 4.3
DTGB165	DTG-B16 054-901	10230011802	16	262	5/8	69	118	195	660	Art. 4.3
DTGB166	DTG-B16 064-901	10230013102	16	262	3/4	69	118	195	660	Art. 4.3
DTGB303	DTG-B30 034-901	10230015402	30	492	3/8	81	193	253	1550	Art. 4.3
DTGB304	DTG-B30 044-901	10230015502	30	492	1/2	81	193	261	1550	Art. 4.3
DTGB305	DTG-B30 054-901	10230015702	30	492	5/8	81	193	270	1550	Art. 4.3
DTGB306	DTG-B30 064-901	10230015802	30	492	3/4	81	193	270	1550	Art. 4.3
DTGB053	DTG-B30 074-901	10230015602	30	492	7/8	81	193	283	1550	Art. 4.3
DTGB414	DTG-B41 044-901	10230015302	41	672	1/2	94	194	262	2050	Art. 4.3
DTGB415	DTG-B41 054-901	10230015202	41	672	5/8	94	194	271	2050	Art. 4.3

- Note:** 1) Available also as industrial package. Contact Sanhua for more details.
 2) Dimensions are rounded up to integral mm
 3) PED Directive 2014/68/EU





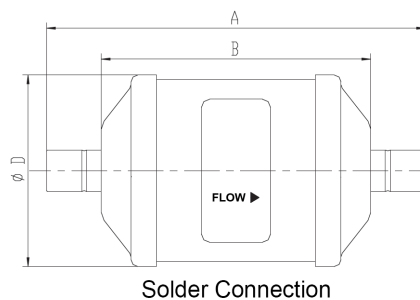
GENERAL CHARACTERISTICS OF DTG-B FILTER - SOLDER CONNECTION

Filter	Model [inch]	Part Number (multi package)* [inch]	Model [mm]	Part Number (multi package)* [mm]	Nominal Volumen		Connection		Dimensions & Weight ¹⁾				PED Category ²⁾
							Solder		ØD	B	A	Weight	
					[inch ³]	[cm ³]	[inch]	[mm]	[mm]	[mm]	[mm]	[g]	
DTGB032s	DTG-B03 020-901	10230008302	DTG-B03 061-901	10230008702	3	49	1/4	6	45	65	103	160	Art. 4.3
DTGB0325s	DTG-B03 250-901	10230008402	DTG-B03 250-901	10230008402	3	49	5/16	8	45	65	103	160	Art. 4.3
DTGB033s	DTG-B03 030-901	10230008502	DTG-B03 101-901	10230008802	3	49	3/8	10	45	65	103	160	Art. 4.3
DTGB034s	DTG-B03 040-901	10230008602	DTG-B03 121-901	10230008902	3	49	1/2	12	45	65	113	160	Art. 4.3
DTGB052s	DTG-B05 020-901	10230010202	DTG-B05 061-901	10230010802	5	82	1/4	6	69	76	114	450	Art. 4.3
DTGB0525s	DTG-B05 250-901	10230010402	DTG-B05 250-901	10230010402	5	82	5/16	8	69	76	114	450	Art. 4.3
DTGB053s	DTG-B05 030-901	10230010502	DTG-B05 101-901	10230010902	5	82	3/8	10	69	76	114	450	Art. 4.3
DTGB054s	DTG-B05 040-901	10230010602	DTG-B05 121-901	10230011002	5	82	1/2	12	69	76	124	450	Art. 4.3
DTGB055s	DTG-B05 050-901	10230010702	DTG-B05 050-901	10230010702	5	82	5/8	16	69	76	124	450	Art. 4.3
DTGB082s	DTG-B08 020-901	10230009502	DTG-B08 061-901	10230011302	8	131	1/4	6	69	98	136	550	Art. 4.3
DTGB0825s	DTG-B08 250-901	10230009402	DTG-B08 250-901	10230009402	8	131	5/16	8	69	98	136	550	Art. 4.3
DTGB083s	DTG-B08 030-901	10230009302	DTG-B08 101-901	10230011402	8	131	3/8	10	69	98	136	550	Art. 4.3
DTGB084s	DTG-B08 040-901	10230009602	DTG-B08 121-901	10230011602	8	131	1/2	12	69	98	146	550	Art. 4.3
DTGB085s	DTG-B08 050-901	10230009702	DTG-B08 050-901	10230009702	8	131	5/8	16	69	98	146	550	Art. 4.3
DTGB162s	DTG-B16 020-901	10230012002	DTG-B16 061-901	10230012702	16	262	1/4	6	69	118	156	660	Art. 4.3
DTGB1625s	DTG-B16 250-901	10230012102	DTG-B16 250-901	10230012102	16	262	5/16	8	69	118	156	660	Art. 4.3
DTGB163s	DTG-B16 030-901	10230012202	DTG-B16 101-901	10230012802	16	262	3/8	10	69	118	156	660	Art. 4.3
DTGB164s	DTG-B16 040-901	10230012302	DTG-B16 121-901	10230015902	16	262	1/2	12	69	118	166	660	Art. 4.3
DTGB165s	DTG-B16 050-901	10230012402	DTG-B16 050-901	10230012402	16	262	5/8	16	69	118	166	660	Art. 4.3
DTGB166s	DTG-B16 060-901	10230012502	-	-	16	262	3/4	-	69	118	178	660	Art. 4.3
DTGB167s	DTG-B16 070-901	10230012602	DTG-B16 070-901	10230012602	16	262	7/8	22	69	118	178	660	Art. 4.3
DTGB303s	DTG-B30 030-901	10230013902	DTG-B30 101-901	10230014502	30	492	3/8	10	81	193	231	1550	Art. 4.3
DTGB304s	DTG-B30 040-901	10230014002	DTG-B30 121-901	10230014602	30	492	1/2	12	81	193	241	1550	Art. 4.3
DTGB305s	DTG-B30 050-901	10230014102	DTG-B30 050-901	10230014102	30	492	5/8	16	81	193	241	1550	Art. 4.3
DTGB306s	DTG-B30 060-901	10230014202	-	-	30	492	3/4	-	81	193	253	1550	Art. 4.3
DTGB307s	DTG-B30 070-901	10230014302	DTG-B30 070-901	10230014302	30	492	7/8	22	81	193	253	1550	Art. 4.3
DTGB309s	DTG-B30 090-901	10230014402	DTG-B30 281-901	10230014802	30	492	1 1/8	28	81	193	263	1550	Art. 4.3
DTGB414s	DTG-B41 040-901	10230013202	DTG-B41 121-901	10230013602	41	672	1/2	12	94	194	242	2050	Art. 4.3
DTGB415s	DTG-B41 050-901	10230013302	DTG-B41 050-901	10230013302	41	672	5/8	16	94	194	242	2050	Art. 4.3
DTGB417s	DTG-B41 070-901	10230013402	DTG-B41 070-901	10230013402	41	672	7/8	22	94	194	254	2050	Art. 4.3
DTGB419s	DTG-B41 090-901	10230013502	DTG-B41 281-901	10230013802	41	672	1 1/8	28	94	194	264	2050	Art. 4.3
DTGB757s	DTG-B75 070-901	10230014902	DTG-B75 070-901	10230014902	75	1229	7/8	22	94	333	393	3400	Cat. I
DTGB759s	DTG-B75 090-901	10230015002	DTG-B75 281-901	10230015102	75	1229	1 1/8	28	94	333	403	3400	Cat. I

Note: * Available also as industrial package. Contact Sanhua for more details.

1) Dimensions are rounded up to integral mm

2) PED Directive 2014/68/EU





GENERAL CHARACTERISTICS OF DTG-F FILTER - FLARE CONNECTION

Filter	Model ¹⁾	Part Number (multi package) ²⁾	Nominal Volume		Connection	Dimensions & Weight ³⁾				PED Category ⁴⁾ (Fluid Group 2)
			[inch ³]	[cm ³]	SAE Flare	ØD	B	A	Weight	
					[inch]	[mm]	[mm]	[mm]	[g]	
DTGF032	DTG-F03 024-901	10230018002	3	49	1/4	45	65	112	160	Art. 4.3
DTGF033	DTG-F03 034-901	10230017902	3	49	3/8	45	65	125	160	Art. 4.3
DTGF034	DTG-F03 044-901	10230017802	3	49	1/2	45	65	133	160	Art. 4.3
DTGF052	DTG-F05 024-901	10230016802	5	82	1/4	69	76	123	450	Art. 4.3
DTGF053	DTG-F05 034-901	10230016702	5	82	3/8	69	76	136	450	Art. 4.3
DTGF082	DTG-F08 024-901	10230019002	8	131	1/4	69	98	145	550	Art. 4.3
DTGF083	DTG-F08 034-901	10230019102	8	131	3/8	69	98	158	550	Art. 4.3
DTGF084	DTG-F08 044-901	10230019202	8	131	1/2	69	98	166	550	Art. 4.3
DTGF162	DTG-F16 024-901	10230020402	16	262	1/4	69	118	165	660	Art. 4.3
DTGF163	DTG-F16 034-901	10230020502	16	262	3/8	69	118	178	660	Art. 4.3
DTGF164	DTG-F16 044-901	10230020602	16	262	1/2	69	118	186	660	Art. 4.3
DTGF165	DTG-F16 054-901	10230020702	16	262	5/8	69	118	195	660	Art. 4.3
DTGF166	DTG-F16 064-901	10230020802	16	262	3/4	69	118	195	660	Art. 4.3
DTGF303	DTG-F30 034-901	10230021902	30	492	3/8	81	193	253	1550	Art. 4.3
DTGF304	DTG-F30 044-901	10230022002	30	492	1/2	81	193	261	1550	Art. 4.3
DTGF305	DTG-F30 054-901	10230022102	30	492	5/8	81	193	270	1550	Art. 4.3
DTGF306	DTG-F30 064-901	10230022202	30	492	3/4	81	193	270	1550	Art. 4.3
DTGF307	DTG-F30 074-901	10230022302	30	492	7/8	81	193	283	1550	Art. 4.3
DTGF414	DTG-F41 044-901	10230031402	41	672	1/2	94	194	262	2050	Art. 4.3
DTGF414	DTG-F41 054-901	10230031502	41	672	5/8	94	194	271	2050	Art. 4.3

Note: 1) Available also as industrial package. Contact Sanhua for more details.

2) Delivery time on request

3) Dimensions are rounded up to integral mm

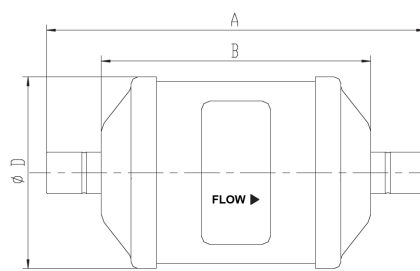
4) PED Directive 2016/68/EU. Category evaluated considering product as a "vessel"



GENERAL CHARACTERISTICS OF DTG-F FILTER - SOLDER CONNECTION

Filter	Model ¹⁾ [inch]	Part Number (multi package) ²⁾ [inch]	Model ¹⁾ [mm]	Part Number (multi package) ²⁾ [mm]	Nominal Volumen		Connection		Dimensions & Weight ³⁾				PED Category ⁴⁾ (Fluid Group 2)
							Solder		ØD	B	A	Weight	
					[inch ³]	[cm ³]	[inch]	[mm]	[mm]	[mm]	[mm]	[g]	
DTGF032s	DTG-F03 020-901	10230016102	DTG-F03 061-901	10230016502	3	49	1/4	6	45	65	103	160	Art. 4.3
DTGF0325s	DTG-F03 250-901	10230016202	DTG-F03 250-901	10230016202	3	49	5/16	8	45	65	103	160	Art. 4.3
DTGF033s	DTG-F03 030-901	10230016302	DTG-F03 101-901	10230016602	3	49	3/8	10	45	65	103	160	Art. 4.3
DTGF034s	DTG-F03 040-901	10230016402	DTG-F03 121-901	10230016002	3	49	1/2	12	45	65	113	160	Art. 4.3
DTGF052s	DTG-F05 020-901	10230017702	DTG-F05 061-901	10230017202	5	82	1/4	6	69	76	114	450	Art. 4.3
DTGF0525s	DTG-F05 250-901	10230017602	DTG-F05 250-901	10230017602	5	82	5/16	8	69	76	114	450	Art. 4.3
DTGF053s	DTG-F05 030-901	10230017502	DTG-F05 101-901	10230017102	5	82	3/8	10	69	76	114	450	Art. 4.3
DTGF054s	DTG-F05 040-901	10230017402	DTG-F05 121-901	10230017002	5	82	1/2	12	69	76	124	450	Art. 4.3
DTGF055s	DTG-F05 050-901	10230017302	DTG-F05 050-901	10230017302	5	82	5/8	16	69	76	124	450	Art. 4.3
DTGF082s	DTG-F08 020-901	10230018102	DTG-F08 061-901	10230018602	8	131	1/4	6	69	98	136	550	Art. 4.3
DTGF0825s	DTG-F08 250-901	10230018202	DTG-F08 250-901	10230018202	8	131	5/16	8	69	98	136	550	Art. 4.3
DTGF083s	DTG-F08 030-901	10230018302	DTG-F08 101-901	10230018702	8	131	3/8	10	69	98	136	550	Art. 4.3
DTGF084s	DTG-F08 040-901	10230018402	DTG-F08 121-901	10230018802	8	131	1/2	12	69	98	146	550	Art. 4.3
DTGF085s	DTG-F08 050-901	10230018502	DTG-F08 050-901	10230018502	8	131	5/8	16	69	98	146	550	Art. 4.3
DTGF162s	DTG-F16 020-901	10230019302	DTG-F16 061-901	10230020002	16	262	1/4	6	69	118	156	660	Art. 4.3
DTGF1625s	DTG-F16 250-901	10230019402	DTG-F16 250-901	10230019402	16	262	5/16	8	69	118	156	660	Art. 4.3
DTGF163s	DTG-F16 030-901	10230019502	DTG-F16 101-901	10230020102	16	262	3/8	10	69	118	156	660	Art. 4.3
DTGF164s	DTG-F16 040-901	10230019602	DTG-F16 121-901	10230020202	16	262	1/2	12	69	118	166	660	Art. 4.3
DTGF165s	DTG-F16 050-901	10230019702	DTG-F16 050-901	10230019702	16	262	5/8	16	69	118	166	660	Art. 4.3
DTGF166s	DTG-F16 060-901	10230019802	-	-	16	262	3/4	-	69	118	178	660	Art. 4.3
DTGF167s	DTG-F16 070-901	10230019902	DTG-F16 070-901	10230019902	16	262	7/8	22	69	118	178	660	Art. 4.3
DTGF303s	DTG-F30 030-901	10230020902	DTG-F30 101-901	10230021502	30	492	3/8	10	81	193	231	1550	Art. 4.3
DTGF304s	DTG-F30 040-901	10230021002	DTG-F30 121-901	10230021602	30	492	1/2	12	81	193	241	1550	Art. 4.3
DTGF305s	DTG-F30 050-901	10230021102	DTG-F30 050-901	10230021102	30	492	5/8	16	81	193	241	1550	Art. 4.3
DTGF306s	DTG-F30 060-901	10230021202	-	-	30	492	3/4	-	81	193	253	1550	Art. 4.3
DTGF307s	DTG-F30 070-901	10230021302	DTG-F30 070-901	10230021302	30	492	7/8	22	81	193	253	1550	Art. 4.3
DTGF309s	DTG-F30 090-901	10230021402	DTG-F30 281-901	10230021802	30	492	1 1/8	28	81	193	263	1550	Art. 4.3
DTGF414s	DTG-F41 040-901	10230022402	DTG-F41 121-901	10230022802	41	672	1/2	12	94	194	242	2050	Art. 4.3
DTGF415s	DTG-F41 050-901	10230022502	DTG-F41 050-901	10230022502	41	672	5/8	16	94	194	242	2050	Art. 4.3
DTGF417s	DTG-F41 070-901	10230022602	DTG-F41 070-901	10230022602	41	672	7/8	22	94	194	254	2050	Art. 4.3
DTGF419s	DTG-F41 090-901	10230022702	DTG-F41 281-901	10230023002	41	672	1 1/8	28	94	194	264	2050	Art. 4.3
DTGF757s	DTG-F75 070-901	10230023102	DTG-F75 070-901	10230023102	75	1229	7/8	22	94	333	393	3400	Cat. I
DTGF759s	DTG-F75 090-901	10230031102	DTG-F75 281-901	10230023302	75	1229	1 1/8	28	94	333	403	3400	Cat. I

- Note:**
- 1) Available also as industrial package. Contact Sanhua for more details.
 - 2) Delivery time on request
 - 3) Dimensions are rounded up to integral mm
 - 4) PED Directive 2016/68/EU. Category evaluated considering product as a “vessel”



Solder Connection



SELECTION TABLE

Model	Capacity ¹⁾³⁾ [kW]					Moisture Absorption (gram H ₂ O)							
	R134a	R404A	R22	R407C ²⁾	R410A	R134a		R404A		R410A		R22	
		R507A				75°F	125°F	75°F	125°F	75°F	125°F	75°F	125°F
						23,9°C	51,7°C	23,9°C	51,7°C	23,9°C	51,7°C	23,9°C	51,7°C
DTGB032	7,7	6,7	8,1	8,1	8,1	4,2	3,8	5,7	3,4	3,4	3,1	3,7	3,4
DTGB0325	9,5	6,7	9,5	9,5	9,8	4,2	3,8	5,7	3,4	3,4	3,1	3,7	3,4
DTGB033	14,4	10,6	14,8	14,8	14,8	4,2	3,8	5,7	3,4	3,4	3,1	3,7	3,4
DTGB034	24,6	17,2	25,0	24,6	25,0	4,2	3,8	5,7	3,4	3,4	3,1	3,7	3,4
DTGB052	8,4	6,0	8,4	8,4	8,4	11,6	10,9	10,9	8,9	10,9	9,5	11,4	9,7
DTGB0525	10,9	7,4	10,9	10,9	11,3	11,6	10,9	10,9	8,9	10,9	9,5	11,4	9,7
DTGB053	23,9	16,9	24,3	23,9	24,6	11,6	10,9	10,9	8,9	10,9	9,5	11,4	9,7
DTGB054	25,3	17,9	25,7	25,7	26,0	11,6	10,9	10,9	8,9	10,9	9,5	11,4	9,7
DTGB055	34,8	24,6	35,5	35,2	35,9	11,6	10,9	10,9	8,9	10,9	9,5	11,4	9,7
DTGB082	8,4	6,0	8,4	8,4	8,4	14,8	14,2	16,3	13,4	14,8	13,0	15,5	13,1
DTGB0825	11,6	8,1	12,0	11,6	12,0	14,8	14,2	16,3	13,4	14,8	13,0	15,5	13,1
DTGB083	25,0	17,6	25,3	25,0	25,7	14,8	14,2	16,3	13,4	14,8	13,0	15,5	13,1
DTGB084	30,6	21,5	31,3	30,9	31,7	14,8	14,2	16,3	13,4	14,8	13,0	15,5	13,1
DTGB085	44,7	31,7	45,7	45,4	46,1	14,8	14,2	16,3	13,4	14,8	13,0	15,5	13,1
DTGB162	10,9	7,7	11,3	10,9	11,3	20,6	19,5	33,2	18,3	20,6	17,6	20,9	17,7
DTGB1625	11,6	8,1	12,0	11,6	12,0	20,6	19,5	33,2	18,3	20,6	17,6	20,9	17,7
DTGB163	25,7	17,9	26,0	26,0	26,4	20,6	19,5	33,2	18,3	20,6	17,6	20,9	17,7
DTGB164	32,4	22,9	33,1	32,7	33,8	20,6	19,5	33,2	18,3	20,6	17,6	20,9	17,7
DTGB165	43,3	30,6	43,6	43,6	44,3	20,6	19,5	33,2	18,3	20,6	17,6	20,9	17,7
DTGB166	46,4	32,7	47,1	46,8	47,8	20,6	19,5	33,2	18,3	20,6	17,6	20,9	17,7
DTGB167	47,1	33,4	48,2	47,8	48,5	20,6	19,5	33,2	18,3	20,6	17,6	20,9	17,7
DTGB303	25,7	17,9	26,0	26,0	26,4	51,4	48,7	83,4	51,4	51,3	43,7	52,1	44,1
DTGB304	33,1	23,2	33,8	33,4	34,1	51,4	48,7	83,4	51,4	51,3	43,7	52,1	44,1
DTGB305	45,7	32,0	46,4	46,1	46,8	51,4	48,7	83,4	51,4	51,3	43,7	52,1	44,1
DTGB306	62,6	44,0	63,7	63,3	64,4	51,4	48,7	83,4	51,4	51,3	43,7	52,1	44,1
DTGB307	63,0	44,3	64,0	63,7	64,7	51,4	48,7	83,4	51,4	51,3	43,7	52,1	44,1
DTGB309	70,7	52,1	75,3	74,6	76,0	51,4	48,7	83,4	51,4	51,3	43,7	52,1	44,1
DTGB414	35,2	24,6	35,9	35,5	36,2	63,7	59,7	103,5	55,7	63,7	58,9	70,2	59,4
DTGB415	60,8	42,9	61,9	61,5	62,6	63,7	59,7	103,5	55,7	63,7	58,9	70,2	59,4
DTGB417	90,4	63,7	91,8	91,4	92,8	63,7	59,7	103,5	55,7	63,7	58,9	70,2	59,4
DTGB419	92,1	64,7	93,6	92,8	94,6	63,7	59,7	103,5	55,7	63,7	58,9	70,2	59,4
DTGB757	91,4	64,0	92,8	91,8	93,9	123,3	115,6	200,3	107,9	123,3	114,0	135,8	114,9
DTGB759	95,3	67,2	97,1	96,4	98,1	123,3	115,6	200,3	107,9	123,3	114,0	135,8	114,9

Note: 1) the above data is based on filter driers with inch connections and clean system at ideal conditions: with impurities accumulated in the filter, the capacity may decrease

2) R407C capacity is based on dew point conditions

3) given capacity is for all available types of connection for the same model: flare/solder [inch] and equivalent solder [mm]



SELECTION TABLE

Model	Capacity ^{1) 2)} [kW]						
	R407A	R407F	R448A	R449A	R452A	R450A	R513A
DTGB032	7.4	8.15	7.4	7.35	5.65	7.15	6.4
DTGB0325	9.1	10.05	9.1	9.05	6.95	8.8	7.9
DTGB033	13.8	15.3	13.8	13.7	10.5	13.4	11.95
DTGB034	23.7	26	23.7	23.4	18	22.8	20.4
DTGB052	8.1	8.9	8.1	8	6.15	7.8	7
DTGB0525	10.5	11.5	10.5	10.4	7.95	10.1	9.05
DTGB053	23	25.3	23	22.8	17.5	22.2	19.8
DTGB054	24.3	26.8	24.3	24	18.5	23.5	21
DTGB055	33.5	36.8	33.5	33	25.5	32.4	28.8
DTGB082	8.1	8.9	8.1	8	6.15	7.8	7
DTGB0825	11.15	12.3	11.15	11	8.5	10.8	9.6
DTGB083	24	26.4	24	23.8	18.3	23.3	20.7
DTGB084	29.5	32.5	29.5	29.2	22.4	28.5	25.4
DTGB085	43	47.5	43	42.5	32.8	41.5	37
DTGB162	10.5	11.5	10.5	10.4	7.95	10.1	9.05
DTGB1625	11.15	12.3	11.15	11	8.5	10.8	9.6
DTGB163	24.7	27.3	24.7	24.4	18.8	23.8	21.4
DTGB164	31.2	34.2	31.2	30.9	23.7	30	26.9
DTGB165	41.5	46	41.5	41.3	31.7	40.3	36
DTGB166	44.5	49	44.5	44	34	43	38.4
DTGB167	45.3	50	45.3	44.8	34.5	43.7	39
DTGB303	24.7	27.3	24.7	24.5	18.8	23.8	21.3
DTGB304	31.8	35	31.8	31.5	24.2	30.7	27.4
DTGB305	44	48.5	44	43.5	33.5	42.5	38
DTGB306	60	66.4	60	59.5	45.8	58	52
DTGB307	60.7	66.8	60.7	60	46.2	58.4	52.4
DTGB309	68	75	68	67.5	51.6	65.5	58.7
DTGB414	33.8	37.2	33.8	33.5	25.7	32.6	29.2
DTGB415	58.5	64.5	58.5	58	44.5	56.4	50.4
DTGB417	87	96	87	86	66	83.8	75
DTGB419	88.3	97.5	88.3	87.4	67.5	85.4	76.5
DTGB757	88	97	88	86.7	67	84.8	76
DTGB759	91.5	101	91.5	90.5	69.5	88.4	79

- Note:**
- 1) the above data is based on filter driers with inch connections and clean system at ideal conditions: with impurities accumulated in the filter, the capacity may decrease
 - 2) given capacity is for all available types of connection for the same model: flare/solder [inch] and equivalent solder [mm]

**SELECTION FORMULAS**

Filter Driers for liquid line are manufactured in compliance with ARI Standard 710. Maximum flow rate of liquid refrigerant at a differential pressure of 0,07bar (1psi) is indicated by kW (ton) which is based on the temperature of liquid refrigerant 30°C (86°F), the evaporating temperature of -15°C (5°F) and the following mass flow:

- 0,40 kg/min/kW (3.1 lb/min/ton) R134a
- 0,53 kg/min/kW (4.1 lb/min/ton) R404A, R507A
- 0,39 kg/min/kW (3.0 lb/min/ton) R22, R407C
- 0,36 kg/min/kW (2.8 lb/min/ton) R410A

Note: Data on water absorption is based on the following EPD (method: ASHRAE Standard 63.1):

- 60ppm R22
- 50ppm R134a
- 50ppm R404A
- 50ppm R407C
- 50ppm R410A
- 50ppm R507A

For complete product family information please visit us at www.sanhuaeurope.com and download the full range of datasheet at **TECHNICAL INFORMATION LINK.**